

Pricelist AW 2024

SEK | Valid 1 Aug 2024 - 1 Feb 2025

Discounts and freight are not included.
All goods are shipped from Sweden.



GREEN
FURNITURE
CONCEPT

Table of contents

ASCENT SEATING	4	SEAMLESS SERIES	55
Next level seating	5	A great place to meet	56
Popular Configurations	6	Popular Configurations, Leaf Lamp with Seamless Table	57
Double-Sided Modules	7	Popular Configurations, Seamless Bar Seater	58
Single-Sided Modules	10	Add-ons	59
Add-ons	11	Customization Charges	60
Electrical Cables	17		
Customization Charges	18		
NOVA C SEATING	19	ACCESSORIES	61
Flexible and efficient	20	Smart and sustainable	62
Popular Configurations	21	Recycle Bin	63
Modules, Single-Sided	26	Planter	64
Modules, Double-Sided	29	Planter Divider	65
Kid-Friendly Modules	31	Add-ons	67
Accessible Seating Modules	32	Customization Charges	67
Lounge Modules	37		
Standing/Leaning Modules	39	SPARE PARTS & MAINTENANCE	68
Add-ons	41	Repair and maintain	69
Privacy Screens / Room Dividers	46	Maintenance Products	70
Electrical Cables	47	Spare Parts Nova C Seating	71
Customization Charges	48	Spare Parts Ascent Seating	74
LEAF LAMP	49	Spare Parts Leaf Lamp & Seamless Series	77
Strong focal points	50	Customization Charges	78
Pendants	51		
Leaf Lamp Birch Trees	52	FINISHES & MATERIALS	79
Leaf Lamp Link Trees	53	The choice is yours	79
Add-ons	54		
Customization Charges	54		

Prices and availability are subject to change without notice. While we strive for accuracy, mistakes happen. In the event of an incorrect price on a quote or order, you will be notified.

How can we help?

We hope you will find what you are looking for in this pricelist. If not, please feel free to contact us. We are here to help you.

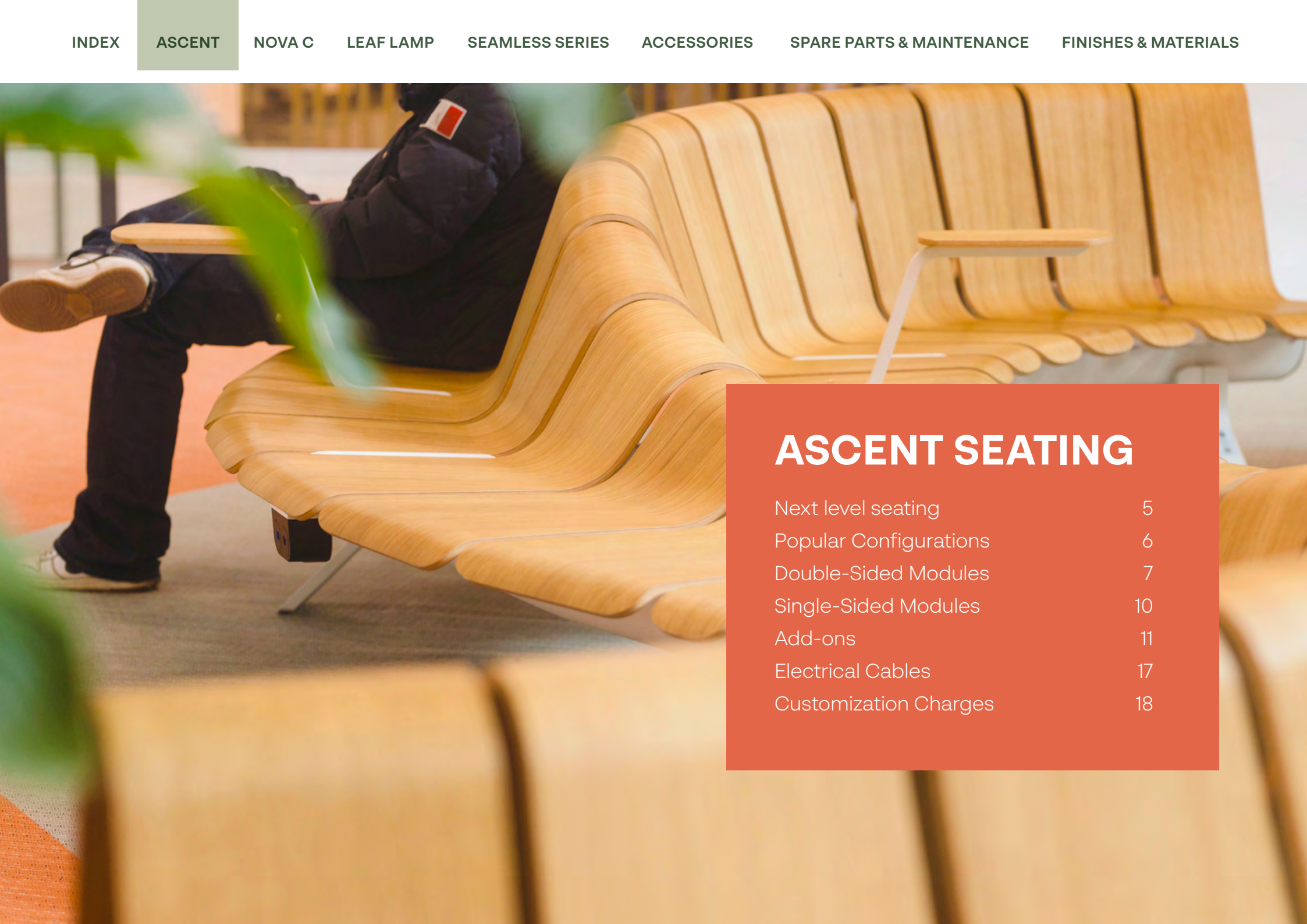
+46 (0)40 600 93 30



Gina Fagone
Sales Support & Coordinator



Larissa Teske
Project Manager



ASCENT SEATING

Next level seating	5
Popular Configurations	6
Double-Sided Modules	7
Single-Sided Modules	10
Add-ons	11
Electrical Cables	17
Customization Charges	18

Next level seating

Ascent is a seating system that elevates public space furniture to new heights.

The seatings was created in consultation with architects and planners to create a flexible, modular system that could change and adapt as its surroundings evolve. Designed with placemaking in mind, Ascent's soft contours, smooth textures, and sustainable wood make public space interiors warmer and more welcoming.

PRODUCT
Ascent Tilde













ART. NO
BA00054

305,200 SEK



Popular Configurations









Ascent Seating

Information	Article number	Image	Link to drawing	Weight	Description	Price
<p>Double-sided configurations with back.</p> <ul style="list-style-type: none"> Made of wooden slats, an aluminium beam and steel legs. Modules are free-standing. When floor fastening is required refer to the "Customization Charges" <ul style="list-style-type: none"> ASC_CF11. Charged per Kit. Single benches require 4 Kits per configuration. Double benches require 8 Kits per configuration. Configurations larger than 6 modules require more Kits. Advise sales for further support. Colour options as seen in our Colour Guide. A setup cost applies for customizations. 	BA00050			336 kg	Ascent Straight, 34 seats	342,000 kr
	BA00051			164 kg	Ascent Bracket, 20 seats	221,200 kr
	BA00052			167 kg	Ascent Omega, 26 seats	278,000 kr
	BA00053			292 kg	Ascent Wiggly, 26 seats	305,200 kr
	BA00054			292 kg	Ascent Tilde, 26 seats	305,200 kr
	BA00055			480 kg	Ascent Crossroad, 36 seats	379,500 kr











Double-Sided Modules


Ascent Double Back

Information	Article number	Image	Link to drawing	Weight	Description	Price
<p>Double-sided beam seat with backrest.</p> <ul style="list-style-type: none"> Made of wooden slats, an aluminium beam and steel legs. Modules are free-standing. When floor fastening is required refer to the "Customization Charges" ASC_CF11. Charged per Kit. <ul style="list-style-type: none"> Single benches require 4 Kits per configuration. Double benches require 8 Kits per configuration. Configurations larger than 6 modules require more Kits. Advise sales for further support. Colour options as seen in our Colour Guide. A setup cost applies for customizations. Custom curves are not possible. 	BA00003			83 kg	Ascent Double Back 200, 8 seats	66,800 kr
	BA00039			53 kg	Ascent Double Back 100, 4 seats	41,100 kr
	BA00007			67 kg	Ascent Double Back 60°, 6 seats	56,800 kr
	BA00019			18 kg	Ascent Double Back Endpiece, 1 seats	14,100 kr









Double-Sided Modules

Ascent Double Bench						
Information	Article number	Image	Link to drawing	Weight	Description	Price
<p>Double-sided beam seat without backrest.</p> <ul style="list-style-type: none"> Made of wooden slats, an aluminium beam and steel legs. Modules are free-standing. When floor fastening is required refer to the "Customization Charges" ASC_CF11. Charged per Kit. <ul style="list-style-type: none"> Single benches require 4 Kits per configuration. Double benches require 8 Kits per configuration. Configurations larger than 6 modules require more Kits. Advise sales for further support. Colour options as seen in our Colour Guide. A setup cost applies for customizations. Custom curves are not possible. 	BA00004			73 kg	Ascent Double Bench 200, 8 seats	59,900 kr
	BA00040			48 kg	Ascent Double Bench 100, 4 seats	37,600 kr
	BA00008			61 kg	Ascent Double Bench 60°, 6 seats	51,500 kr
	BA00013			18 kg	Ascent Double Bench Endpiece, 1 seats	11,800 kr















Double-Sided Modules

Ascent Double Rise						
Information	Article number	Image	Link to drawing	Weight	Description	Price
<p>Double-sided ascent modules that transition from bench to backrest in one single module.</p> <ul style="list-style-type: none"> Made of wooden slats, an aluminium beam and steel legs. Modules are free-standing. When floor fastening is required refer to the "Customization Charges" ASC_CF11. Charged per Kit. <ul style="list-style-type: none"> Single benches require 4 Kits per configuration. Double benches require 8 Kits per configuration. Configurations larger than 6 modules require more Kits. Advise sales for further support. Colour options as seen in our Colour Guide. A setup cost applies for customizations. Custom curves are not possible. NB! To allow stacking product does not ship fully assembled. It is possible to ship fully assembled modules, however, stacking is not possible in this case. 	BA00005			75 kg	Ascent Double Rise, 8 seats	79,600 kr
	BA00009			64 kg	Ascent Double Rise Right 60°, 6 seats	70,400 kr
	BA00010			64 kg	Ascent Double Rise Left 60°, 6 seats	70,400 kr



Single-Sided Modules








Ascent Back

Information	Article number	Image	Link to drawing	Weight	Description	Price
<p>Single-sided beam seat with backrest.</p> <ul style="list-style-type: none"> Made of wooden slats, an aluminium beam and steel legs. Modules are free-standing. When floor fastening is required refer to the "Customization Charges" ASC_CF11. Charged per Kit. <ul style="list-style-type: none"> Single benches require 4 Kits per configuration. Configurations larger than 6 modules require more Kits. Advise sales for further support. Colour options as seen in our Colour Guide. A setup cost applies for customizations. Custom curves are not possible. NB! To allow stacking product does not ship fully assembled. It is possible to ship fully assembled modules, however, stacking is not possible in this case. 	BA00006			55 kg	Ascent Back 200, 4 seats	40,800 kr
	BA00038			35 kg	Ascent Back 100, 2 seats	27,200 kr
	BA00012			33 kg	Ascent Back Concave 60°, 3 seats	35,100 kr
	BA00011			42 kg	Ascent Back Convex 60°, 3 seats	44,000 kr
	BA00018			12 kg	Ascent Back Endpiece Left, 0,5 seat	9,900 kr
	BA00017			12 kg	Ascent Back Endpiece Right, 0,5 seat	9,900 kr












Add-ons

Ascent Charger

Information	Article number	Image	Link to drawing	Weight	Description	Price
<p>The Ascent Charger can be placed between slats of the Ascent Single Back, Ascent Double Back, Ascent Double Bench and Ascent Double Rise. Ascent Charger can't fit in where two modules are connecting to each other.</p> <ul style="list-style-type: none"> The Ascent Charger Kits are housed in a steel case attached to the beam. It has 2 outlets. The Ascent Accessibility Charger Kits are hoisted in the plastic endpiece cover at the end of the configuration. It has 1 outlet. Chargers require additional electrical wiring. See section on Electrical Cables. For AC Power Sockets, please select the country-specific outlet. A setup cost applies for customizations. Discounts do not apply on Electrical Components. 	BA00020_1			1 kg	Ascent Charger Kit with two outlets, AC Power socket x2	4,500 kr
	BA00020_2			1 kg	Ascent Charger Kit with two outlets, AC Power socket / USB Outlet (1 USB A + 1 USB C)	5,000 kr
	BA00020_3			1 kg	Ascent Charger Kit with two outlets, USB Outlet (1 USB A + 1 USB C) x2	6,100 kr
	BA00056_1			1 kg	Ascent Accessibility Charger Kit, AC Power socket	2,800 kr
	BA00056_2			1 kg	Ascent Accessibility Charger Kit, USB Outlet (1 USB A + 1 USB C)	3,200 kr







Add-ons

Ascent Armrest						
Information	Article number	Image	Link to drawing	Weight	Description	Price
<p>The Ascent Armrest can be placed between seats of Ascent Single Back, Ascent Double Back, Ascent Double Bench and Ascent Double Rise. The only position where the Armrest can't be placed is where two modules are connecting to each other.</p> <ul style="list-style-type: none"> Armrests made with a steel frame and a wooden top. Accessibility Armrests are longer and protrudes over the edge of the seat to make it easier to get up and to meet healthcare regulations. The Elevated Accessibility Armrests have the same qualifications as the Accessibility Armrests but are also elevated for even further support. It can only be used together with, and in between, the Ascent Elevated Seats. Ascent Elevated Accessibility Transition Armrest has the same qualifications as the Elevated Accessibility Armrests but must be used to transition onto an elevated section. A setup cost applies for customizations. 	BA00014			3 kg	Ascent Armrest Kit	3,400 kr
	BA00043			3 kg	Ascent Accessibility Armrest	4,400 kr
	BA00044			3 kg	Ascent Elevated Accessibility Armrest	4,400 kr
	BA00045			3 kg	Ascent Elevated Accessibility End Armrest	4,400 kr








Add-ons

Ascent Table






Information	Article number	Image	Link to drawing	Weight	Description	Price
<p>Tables made with a steel frame and a wooden top. The Ascent Table can be placed between multiple seats of Ascent Single Back, Ascent Double Back, Ascent Double Bench and Ascent Double Rise. The only position it can't be placed in is where two modules are connecting to each other.</p> <ul style="list-style-type: none"> The Elevated Table Kit 1 is an elevated table suited for our health care series. A setup cost applies for customizations. 	BA00015			3.5 kg	Ascent Table Kit	5,200 kr
	BA00042			3.5 kg	Ascent Elevated Table Kit	6,200 kr








Add-ons

Ascent Seat Cushion						
Information	Article number	Image	Link to drawing	Weight	Description	Price
<p>Complement with up-holstered padding when cushion-like comfort is required.</p> <ul style="list-style-type: none">• The padding is made from soft coconut fibres and upholstered in smooth, wipe-clean, protected leather.• The cushions are attached to the wooden parts by push buttons and can be removed and reattached when cleaning.• The price is for one cushion and each seat requires two cushions.• Standard colour is navy.• A setup cost applies for customizations.	BP00099			3.5 kg	Ascent Seat Cushion	5,400 kr
	BP00100			3.5 kg	Ascent Seat Cushion Convex	5,400 kr
	BP00101			3.5 kg	Ascent Seat Cushion Concave	5,400 kr
						

Add-ons

Ascent Accessibility Signage						
Information	Article number	Image	Link to drawing	Weight	Description	Price
<p>Signage depicting the ISO international symbols for accessibility.</p> <ul style="list-style-type: none">Made of steel and fastened with screws to the backrest of the wooden part.One sign included per article number.	BA00046			0,1 kg	Accessibility Signage Older	1,400 kr
	BA00047			0,1 kg	Accessibility Signage Pregnant	1,400 kr
						

Add-ons

Ascent Elevated Seat						
Information	Article number	Image	Link to drawing	Weight	Description	Price
<p>An elevated seat to accommodate for limited mobility (PRM/ADA).</p> <ul style="list-style-type: none">• This is an add-on to the Ascent benches and 1 seat requires 2 slats (equals 2 elevation kits).• Elevated Accessibility Transition Armrest must be used to transition into an elevated section.• 1 Elevation Kit per slat required.• Colour options as seen in our Colour Guide.• A setup cost applies for customizations.	BA00048			3.5 kg	Ascent Seat Elevation Kit for Single Slat	1,900 kr
	BA00049			3.5 kg	Ascent Seat Elevation Kit for Double Slat	3,400 kr
						

Electrical Cables

Ascent Seating

Information	Article number	Weight	Description	Price
<p>Power cables are required for all charging stations in the Ascent Seating.</p> <ul style="list-style-type: none"> The cables feed a 4-seat module and offer full flexibility on where to place the chargers. It is possible to easily retrofit chargers to these cables after initial installation. All power outlets and cables are rated for use in the country of purchase. Client must specify the following info: <ol style="list-style-type: none"> Region/country of use, Electrical source floorplan. Discounts do not apply on electrical components. <p>Starter Cables: This is an electrical cable with AC plug on 1 end. Each starter cable can feed up to 8 charging stations.</p> <p>Cable Kits: Each kit includes all required cables, junctions, and clips for 1 module.</p> <p>For more information, see the Electrical Components manual in the file library.</p>	A01D_C1P	1 kg	Starter Cable for Nova C and Ascent (supplies a max of 8 power units)	1,100 kr
	EA00001	1 kg	Cable Kit 1 for Ascent Seating (for straight bench - BA00001 and BA00004)	2,200 kr
	EA00002	1 kg	Cable Kit 2 for Ascent Seating (for curved bench with cable on inner radius)	2,200 kr
	EA00003	1 kg	Cable Kit 3 for Ascent Seating (for curved bench with cable on outer radius)	2,200 kr
	EA00004	1 kg	Cable Kit 4 for Ascent Series (for straight bench - BA00039, BA00040, BA00038)	2,200 kr

Customization Charges

Ascent Seating			
Information	Article number	Description	Price
<ul style="list-style-type: none"> CF1, CF3 and CF14 are applied only once per order, per customization. Ex: An order with 10 custom blue benches and 5 custom green benches will only require 2 customization charges. ASC_CF11 is charged per Kit. <ul style="list-style-type: none"> - For single benches 4 kits are required per configuration. - For double benches 8 kits are required per configuration. - For configurations larger than 6 modules more kits are required. Advise sales for further support. All other customization charges are applied per module, per seat or per wooden Add-on. Discounts do not apply on Customization charges. 	CF1	Setup cost per custom wood color (color matching available)	6,400 kr
	CF3	Setup cost per custom color metal (RAL)	6,400 kr
	CF5	Pre-Treatment: Flame-retardant oil for fire protection per seat	600 kr
	CF9	Pre-Treatment: Water popped wood for deeper color intensity per seat	500 kr
	ASC_CF11	Setup cost per Kit for floor fastening	400 kr
	CF14	Setup cost per custom color seat Cushion	6,400 kr
	CF15	Pre-Treatment: Flame-retardant oil for fire protection per wooden add on	200 kr
	CF16	Pre-Treatment: Water popped wood for deeper color intensity per wooden add on	200 kr




NOVA C SEATING

Flexible and efficient	20
Popular Configurations	21
Modules, Single-Sided	26
Modules, Double-Sided	29
Kid-Friendly Modules	31
Accessible Seating Modules	32
Lounge Modules	37
Standing/Leaning Modules	39
Add-ons	41
Privacy Screens / Room Dividers	46
Electrical Cables	47
Customization Charges	48

Flexible and efficient

Our modular seating series Nova C gives you the flexibility and freedom of design to create configurations as unique as your space.

The design shapes a seamless seating line for natural flow control, while the body-conscious contours ensure comfort. The small footprint makes efficient use of the space. The configurability also goes into colours and accessories – every project can be unique.



PRODUCT

Nova C Crossroads 3 Small
Planter Divider Crossroads 3 Small








ART. NO

NBXC3
A01B_14

288,300 SEK
12,500 SEK






















Popular Configurations

Nova C Bench

Information	Article number	Image	Link to drawing	Weight	Description	Price
<p>Configurations without back.</p> <ul style="list-style-type: none"> • Modules are free-standing. Holes for floor bolting can be added to the legs upon request. Setup cost CF11 applies per module. • Made of wooden ribs and a steel frame. • Colour options as seen in our Colour Guide. • A setup cost applies for customizations. 	NBEC1			184 kg	Nova C Bench Circle, 16 seats	162,400 kr
	NBEC2			92 kg	Nova C Bench Bracket, 8 seats	81,200 kr
	NBEC3			138 kg	Nova C Bench Omega, 12 seats	121,800 kr
	NBEC4			368 kg	Nova C Bench Infinity, 32 seats	324,800 kr
	NBEC5			138 kg	Nova C Bench Tilde, 12 seats	121,800 kr
	NBEC6			92 kg	Nova C Bench Wiggly, 8 seats	81,200 kr
	NBEC7			92 kg	Nova C Bench Donut, 8 seats	81,200 kr
	NBEC8			92 kg	Nova C Bench Straight, 8 seats	81,200 kr
	NBEC9			138 kg	Nova C Bench Ondular, 12 seats	121,800 kr
	NBEC10			138 kg	Nova C Bench Stadium, 12 seats	121,800 kr



Popular Configurations










Nova C Back						
Information	Article number	Image	Link to drawing	Weight	Description	Price
<p>Configurations with back.</p> <ul style="list-style-type: none"> • Modules are free-standing. Holes for floor bolting can be added to the legs upon request. Setup cost CF11 applies per module. • Made of wooden ribs and a steel frame. • Colour options as seen in our Colour Guide. • A setup cost applies for customizations. 	NBAC1			224 kg	Nova C Back Circle, 16 seats	158,400 kr
	NBAC2			112 kg	Nova C Back Bracket Concave, 8 seats	79,200 kr
	NBAC3			168 kg	Nova C Back Omega Concave, 12 seats	118,800 kr
	NBAC4			448 kg	Nova C Back Infinity, 32 seats	316,800 kr
	NBAC5			112 kg	Nova C Back Donut, 8 seats	79,200 kr
	NBAC6			112 kg	Nova C Back Straight, 8 seats	79,200 kr
	NBAC7			112 kg	Nova C Back Wiggly, 8 seats	79,200 kr
	NBAC8			168 kg	Nova C Back Ondular, 12 seats	118,800 kr
	NBAC9			168 kg	Nova C Back Tilde, 12 seats	118,800 kr
	NBAC10			168 kg	Nova C Back Stadium, 12 seats	118,800 kr



cont.














Popular Configurations

Cont. **Nova C Back**

Information	Article number	Image	Link to drawing	Weight	Description	Price
	NBAC11			224 kg	Nova C Back Bowtie, 16 seats (note: planter not included)	158,400 kr
	NBAC12			112 kg	Nova C Back Droplet, 8 seats (note: planter not included)	79,200 kr
	NBAC13			112 kg	Nova C Back Eye, 8 seats, (note: planter not included)	79,200 kr
	NBAC14			112 kg	Nova C Back Bracket Convex	79,200 kr













Popular Configurations


Nova C Double Back

Information	Article number	Image	Link to drawing	Weight	Description	Price
<p>Double-sided configurations with back.</p> <ul style="list-style-type: none">• Modules are free-standing. Holes for floor bolting can be added to the legs upon request. Setup cost CF11 applies per module.• Made of wooden ribs and a steel frame.• Colour options as seen in our Colour Guide.• A setup cost applies for customizations. 	NBADC1			268 kg	Nova C Double Back Straight, 16 seats	233,400 kr
	NBADC2			304 kg	Nova C Double Back Bracket, 26 seats	268,600 kr
	NBADC3			436 kg	Nova C Double Back Omega, 36 seats	367,000 kr
	NBADC4			436 kg	Nova C Double Back Ondular, 36 seats	367,000 kr
	NBADC5			436 kg	Nova C Double Back Tilde, 36 seats	367,000 kr
	NBADC6			304 kg	Nova C Double Back Wiggly, 26 seats	268,600 kr

Popular Configurations















Nova C Crossroads (without planters)

Information	Article number	Image	Link to drawing	Weight	Description	Price
<p>Single and double-sided configurations with back.</p> <ul style="list-style-type: none">• Modules are free-standing. Holes for floor bolting can be added to the legs upon request. Setup cost CF11 applies per module.• Made of wooden ribs and a steel frame.• Colour options as seen in our Colour Guide.• A setup cost applies for customizations.	NBXC1			396 kg	Nova C Crossroads 3, 33 seats	347,700 kr
	NBXC2			452 kg	Nova C Crossroads 4, 44 seats	463,600 kr
	NBXC3			255 kg	Nova C Crossroads 3 Small, 27 seats	288,300 kr
	NBXC4			340 kg	Nova C Crossroads 4 Small, 36 seats	384,400 kr
	NBXC5			420 kg	Nova C Fidget, 30 seats	297,000 kr
	NBXC6			147 kg	Nova C Fidget Small, 15 seats	167,100 kr



Modules, Single-Sided


Nova C Bench

Information	Article number	Image	Link to drawing	Weight	Description	Price
<p>Modules without backrest. Can only be clipped to other Nova C Bench modules.</p> <ul style="list-style-type: none"> • Modules are free-standing. Holes for floor bolting can be added to the legs upon request. Setup cost CF11 applies per module. • Made of wooden ribs and a steel frame. • Colour options as seen in our Colour Guide. • A setup cost applies for customizations. 	NBE1			23 kg	Nova C Bench 100, 2 seats	20,300 kr
	NBE2_30			23 kg	Nova C Bench 30°, 2 seats	20,300 kr
	NBE2_45			23 kg	Nova C Bench 45°, 2 seats	20,300 kr
	NBE2_90			23 kg	Nova C Bench 90°, 2 seats	20,300 kr
	NBE5			29 kg	Nova C Bench 150, 3 seats	26,500 kr
	NBE2_XX			23 kg	Nova C Bench - Custom angle/radius, 2 seats	20,300 kr
	NBE1_X2			N/A	Nova C Bench - Custom length	Upon request
						

Modules, Single-Sided

Nova C Back















Information	Article number	Image	Link to drawing	Weight	Description	Price
<p>Modules with backrest. Cannot be clipped to the Nova C Bench modules. Can be clipped to the Nova C Back and Double Back.</p> <ul style="list-style-type: none"> • Modules are free-standing. Holes for floor bolting can be added to the legs upon request. Setup cost CF11 applies per module. • Made of wooden ribs and a steel frame. • Colour options as seen in our Colour Guide. • A setup cost applies for customizations. 	NBA1			28 kg	Nova C Back 100, 2 seats	19,800 kr
	NBA3_30			28 kg	Nova C Back Convex 30°, 2 seats	19,800 kr
	NBA3_45			28 kg	Nova C Back Convex 45°, 2 seats	19,800 kr
	NBA3_90			28 kg	Nova C Back Convex 90°, 2 seats	19,800 kr
	NBA4_30			28 kg	Nova C Back Concave 30°, 2 seats	19,800 kr
	NBA4_45			28 kg	Nova C Back Concave 45°, 2 seats	19,800 kr
	NBA4_60			28 kg	Nova C Back Concave 60°, 2 seats	19,800 kr
	NBA4_90			28 kg	Nova C Back Concave 90°, 2 seats	19,800 kr
	NBA5			35 kg	Nova C Back 150, 3 seats	24,000 kr
	NBA6_L			28 kg	Nova C Back S-curve L, 2 seats	19,800 kr



cont.


















Modules, Single-Sided

Cont. **Nova C Back**

Information	Article number	Image	Link to drawing	Weight	Description	Price
	NBA6_R			28 kg	Nova C Back S-curve R, 2 seats	19,000 kr 19,800 kr
	NBA3_XX			28 kg	Nova C Back - Custom angle/radius convex, 2 seats	19,000 kr 19,800 kr
	NBA4_XX			28 kg	Nova C Back - Custom angle/radius concave, 2 seats	19,000 kr 19,800 kr
	NBA1_X2			N/A	Nova C Back - Custom length	Upon request Upon request
	NBA7_L			11 kg	Nova C Back Endpiece Left, 1.5 seats	19,700 kr 20,600 kr
	NBA7_R			11 kg	Nova C Back Endpiece Right, 1.5 seats	19,700 kr 20,600 kr
	NBA8			8 kg	Nova C Back Corner	18,400 kr 19,200 kr


















Modules, Double-Sided

Nova C Double Bench






Information	Article number	Image	Link to drawing	Weight	Description	Price
<p>Double-sided module without back. Can be clipped to the Nova C Double Back and Double Bench modules.</p> <ul style="list-style-type: none"> Modules are free-standing. Holes for floor bolting can be added to the legs upon request. Setup cost CF11 applies per module. The end-piece module (NBED7) cannot stand alone – must always be connected to another module. Made of wooden ribs and a steel frame. Colour options as seen in our Colour Guide. A setup cost applies for customizations. 	NBED1			51 kg	Nova C Double Bench 100 - 4 seats	32,900 kr
	NBED2_30			60 kg	Nova C Double Bench 30°, 5 seats	39,700 kr
	NBED2_45			60 kg	Nova C Double Bench 45°, 5 seats	39,600 kr
	NBED5			70 kg	Nova C Double Bench 150, 6 seats	36,100 kr
	NBED2_XX			51 kg	Nova C Double Bench - Custom angle/radius -24°, 4 seats	32,900 kr
	NBED2_X1			60 kg	Nova C Double Bench - Custom angle/radius +24°, 5 seats	39,600 kr
	NBED1_X2			N/A	Nova C Double Bench - Custom length	Upon Request
	NBED7			21 kg	Nova C Double Bench Endpiece, 3 seats	34,600 kr

Modules, Double-Sided






Nova C Double Back

Information	Article number	Image	Link to drawing	Weight	Description	Price
<p>Double-sided module with back. Can be clipped to Nova C Back, Double Back and Double Bench modules.</p> <ul style="list-style-type: none"> Modules are free-standing. Holes for floor bolting can be added to the legs upon request. Setup cost CF11 applies per module. The end-piece module (NBAD7) cannot stand alone – must always be clipped to another module. Made of wooden ribs and a steel frame. Colour options as seen in our Colour Guide. A setup cost applies for customizations. 	NBAD1			57 kg	Nova C Double Back 100, 4 seats	40,400 kr
	NBAD2_30			66 kg	Nova C Double Back 30°, 5 seats	46,500 kr
	NBAD2_45			66 kg	Nova C Double Back 45°, 5 seats	49,200 kr
	NBAD5			71 kg	Nova C Double Back 150, 6 seats	50,200 kr
	NBAD2_XX			66 kg	Nova C Double Back - Custom angle/radius -24°, 4 seats	40,400 kr
	NBAD2_X1			66 kg	Nova C Double Back - Custom angle/radius +24°, 5 seats	49,200 kr
	NBAD1_X2			N/A	Nova C Double Back - Custom length	Upon Request
	NBAD7			20 kg	Nova C Double Back Endpiece, 3 seats	35,900 kr

Kid-Friendly Modules

Nova C Kids						
Information	Article number	Image	Link to drawing	Weight	Description	Price
<p>Shorter children’s module without back and with caterpillar accessories. Ribs are placed at undulating heights. Can only be connected to other Nova C Kids modules.</p> <ul style="list-style-type: none">• These modules are only available in a 30-degree variation. No custom curvature is available due to the undulating heights of the ribs.• Modules are free-standing.• Specific bracket for floor bolting can be added to the legs upon request. Setup cost CF11 applies per module.• Made of wooden ribs and a steel frame.• Colour options as seen in our Colour Guide.• A setup cost applies for customizations.	NBEK1			30 kg	Nova C Kids Head 30°, 2 seats	27,800 kr
	NBEK2			30 kg	Nova C Kids Body 30°, 2 seats	23,500 kr
						

Accessible Seating Modules

Nova C Back Elevation Step						
Information	Article number	Image	Link to drawing	Weight	Description	Price
<p>Accessible seating module with back, used to transition onto an elevated section for PRM/ADA requirements. Must be clipped on one side to the standard Nova C Back or Double Back and on the other side to an elevation module.</p> <ul style="list-style-type: none">• Modules are free-standing. Holes for floor bolting can be added to the legs upon request. Setup cost CF11 applies per module.• Made of wooden ribs and a steel frame.• Colour options as seen in our Colour Guide.• A setup cost applies for customizations.	NBAE1_L			28 kg	Nova C Back Elevation Step Left, 2 seats	22,500 kr
	NBAE1_R			28 kg	Nova C Back Elevation Step Right, 2 seats	22,500 kr
						

Accessible Seating Modules









Nova C Back Elevation

Information	Article number	Image	Link to drawing	Weight	Description	Price
<p>Accessible seating module with back and an elevated seat for users with limited mobility (PRM/ADA). Can only be connected to other Nova C Elevation modules.</p> <ul style="list-style-type: none"> NBAE1 has the length 1125 mm/ 39 ¼ in. to enable 2 complete seats. Modules are free-standing. Holes for floor bolting can be added to the legs upon request. Setup cost CF11 applies per module. Made of wooden ribs and a steel frame. Colour options as seen in our Colour Guide. A setup cost applies for customizations. 	NBAE1			30 kg	Nova C Back Elevation, 2 seats	22,500 kr
	NBAE3_30			28 kg	Nova C Back Elevation Convex 30°, 2 seats	22,500 kr
	NBAE3_45			28 kg	Nova C Back Elevation Convex 45°, 2 seats	22,500 kr
	NBAE3_90			28 kg	Nova C Back Elevation Convex 90°, 2 seats	22,500 kr
	NBAE4_30			28 kg	Nova C Back Elevation Concave 30°, 2 seats	22,500 kr
	NBAE4_45			28 kg	Nova C Back Elevation Concave 45°, 2 seats	22,500 kr
	NBAE4_90			28 kg	Nova C Back Elevation Concave 90°, 2 seats	22,500 kr
	NBAE6_R			28 kg	Nova C Back Elevation S-curve Right, 2 seats	22,500 kr
	NBAE6_L			28 kg	Nova C Back Elevation S-curve Left, 2 seats	22,500 kr
	NBAE3_XX			28 kg	Nova C Back Elevation Concave Custom angle/radius, 2 seats	22,500 kr




cont.

Accessible Seating Modules

Cont. Nova C Back Elevation















Information	Article number	Image	Link to drawing	Weight	Description	Price
	NBAE4_XX			28 kg	Nova C Back Elevation Convex Custom angle/radius, 2 seats	22,500 kr
	NBAE1_X2			N/A	Nova C Back Elevation Custom length	Upon Request
	NBAE7_L			11 kg	Nova C Back Elevation Endpiece Left, 1.5 seats	22,400 kr
	NBAE7_R			11 kg	Nova C Back Elevation Endpiece Right, 1.5 seats	22,400 kr


Accessible Seating Modules

Nova C Double Back Elevation Step						
Information	Article number	Image	Link to drawing	Weight	Description	Price
<p>Double-sided accessible seating module with back, used to transition into an elevated section for PRM/ADA requirements. Must be clipped on one side to the standard Nova C Back or Double Back and on the other side to an elevation module.</p> <ul style="list-style-type: none">• Modules are free-standing. Holes for floor bolting can be added to the legs upon request.• Made of wooden ribs and a steel frame.• Colour options as seen in our Colour Guide.• A setup cost applies for customizations.	NBADE1			57 kg	Nova C Double Back Elevation Step, 4 seats	41,900 kr
						

Accessible Seating Modules

Nova C Double Back Elevation

Information	Article number	Image	Link to drawing	Weight	Description	Price
<p>Double-sided accessible seating module with back and an elevated seat for users with limited mobility (PRM/ADA). Can only be connected to other Nova C Elevation modules.</p> <ul style="list-style-type: none"> NBADEE1 has the length 1125 mm/ 39 ¼ in. to enable 2+2 complete seats. Modules are free-standing. Holes for floor bolting can be added to the legs upon request. Setup cost CF11 applies per module. Made of wooden ribs and a steel frame. Colour options as seen in our Colour Guide. A setup cost applies for customizations. 	NBADEE1			59 kg	Nova C Double Back Elevation, 4 seats	44,400 kr
	NBADEE2_30			66 kg	Nova C Double Back Elevation 30°, 5 seats	50,500 kr
	NBADEE2_45			66 kg	Nova C Double Back Elevation 45°, 5 seats	50,600 kr
	NBADEE2_XX			57 kg	Nova C Double Back Elevation, Custom angle/radius -24°, 4 seats	44,400 kr
	NBADEE2_X1			66 kg	Nova C Double Back Elevation, Custom angle/radius +24°, 5 seats	50,600 kr
	NBADEE1_X2			66 kg	Nova C Double Back Elevation, Custom length	Upon Request
	NBADEE7			20 kg	Nova C Double Back Elevation, Endpiece, 3 seats	37,300 kr



Lounge Modules









Nova C Lounge


Information	Article number	Image	Link to drawing	Weight	Description	Price
<p>Lounge module with back in a reclined position. Can only be clipped to other Nova C Lounge modules. Lounge Table is required between every module.</p> <ul style="list-style-type: none"> Modules are free-standing. Holes for floor bolting can be added to the legs upon request. Setup cost CF11 applies per module. Made of wooden ribs and a steel frame. Colour options as seen in our Colour Guide. A setup cost applies for customizations. 	NRE1			49 kg	Nova C Lounge, 2 seats	40,000 kr
	NRE3_15			49 kg	Nova C Lounge Convex 15°, 2 seats	40,000 kr
	NRE3_30			49 kg	Nova C Lounge Convex 30°, 2 seats	40,000 kr
	NRE4_15			49 kg	Nova C Lounge Concave 15°, 2 seats	40,000 kr
	NRE4_30			49 kg	Nova C Lounge Concave 30°, 2 seats	40,000 kr
	NRE4_XX			49 kg	Nova C Lounge, Custom Concave angle/radius, 2 seats	40,000 kr
	NRE3_XX			49 kg	Nova C Lounge, Custom Convex angle/radius, 2 seats	40,000 kr
	NRE1_X2			N/A	Nova C Lounge, Custom length	Upon Request
	NRE_T			5 kg	Nova C Lounge Table	16,200 kr



Lounge Modules


















Nova C Lounge Double

Information	Article number	Image	Link to drawing	Weight	Description	Price
<p>Double-sided lounge module with back in a reclined position. Can only be clipped to other Nova C Lounge modules. Lounge Table is required between every module.</p> <ul style="list-style-type: none">• Modules are free-standing. Holes for floor bolting can be added to the legs upon request.• Setup cost CF11 applies per module.• Made of wooden ribs and a steel frame.• Colour options as seen in our Colour Guide.• A setup cost applies for customizations.	NRED1			98 kg	Nova C Lounge Double, 4 seats	73,700 kr
	NRED2_15			98 kg	Nova C Lounge Double 15°, 4 seats	73,700 kr
	NRED2_XX			98 kg	Nova C Lounge Double, Custom angle/radius, 4 seats	73,700 kr
	NRED1_X2			98 kg	Nova C Lounge Double, Custom length	Upon Request














Standing/Leaning Modules

Nova C Perch

Information	Article number	Image	Link to drawing	Weight	Description	Price
<p>Single-sided standing bench module. Can be connected to Nova C Perch single and double-sided modules.</p> <ul style="list-style-type: none"> Requires floor-bolting. Made of wooden ribs and a steel frame. Colour options as seen in our Colour Guide. A setup cost applies for customizations. 	NPE1			24 kg	Nova C Perch 100, 2 seats	19,000 kr
	NPE3_30			24 kg	Nova C Perch convex 30°, 2 seats	19,000 kr
	NPE3_45			24 kg	Nova C Perch convex 45°, 2 seats	19,000 kr
	NPE4_30			24 kg	Nova C Perch concave 30°, 2 seats	19,000 kr
	NPE4_45			24 kg	Nova C Perch concave 45°, 2 seats	19,000 kr
	NPE1_X2			N/A	Nova C Perch, Custom length	Upon Request
	NPE3_XX			24 kg	Nova C Perch, Custom angle/radius, convex	19,000 kr
	NPE4_XX			24 kg	Nova C Perch, Custom angle/radius, concave	19,000 kr







Standing/Leaning Modules

Nova C Perch Double						
Information	Article number	Image	Link to drawing	Weight	Description	Price
<p>Double-sided standing bench module. Can be connected to Nova C Perch single and double-sided modules.</p> <ul style="list-style-type: none"> Requires floor-bolting. Made of wooden ribs and a steel frame. Colour options as seen in our Colour Guide. A setup cost applies for customizations. 	NPED1			30 kg	Nova C Perch Double 100, 4 seats	26,400 kr
	NPED2_30			30 kg	Nova C Perch Double 30°, 5 seats	26,400 kr
	NPED2_45			30 kg	Nova C Perch Double 45°, 5 seats	26,400 kr
	NPED1_X2			N/A	Nova C Perch Double, Custom length	Upon Request
	NPED2_XX			30 kg	Nova C Perch Double, Custom angle/radius	26,400 kr











Add-ons

Nova C Armrest




Information	Article number	Image	Link to drawing	Weight	Description	Price
<p>Powder-coated steel armrest. Recommended to be placed in the centre of the module.</p> <ul style="list-style-type: none"> A setup cost applies for customizations. 	NBE_A			1 kg	Nova C Bench - Armrest	1,400 kr
	NBA_A			1 kg	Nova C Back - Armrest	1,400 kr
	NBED_A			1 kg	Nova C Double Bench - Armrest	1,900 kr

Nova C Armrest, Food & Beverage Friendly





Information	Article number	Image	Link to drawing	Weight	Description	Price
<p>Armrests with a wide wooden top, an integrated cup-holder in the front and optional power outlets in the back below the table. Recommended to be placed in the centre of the module.</p> <ul style="list-style-type: none"> Requires additional electrical wiring. See section on Electrical Cables. For AC Power Sockets, please select the country-specific outlet. Discounts do not apply on electrical components. A setup cost applies for customizations. 	NBA_A2			2.4 kg	Nova C Back - Food & Beverage Armrest	5,400 kr
	NBA_A3_1			2.7 kg	Nova C Back - Food & Beverage Armrest w charger, AC Power socket x2	6,800 kr
	NBA_A3_2			2.7 kg	Nova C Back - Food & Beverage Armrest w charger, AC Power socket / USB Outlet (1 USB A + 1 USB C)	7,900 kr
	NBA_A3_3			2.7 kg	Nova C Back - Food & Beverage Armrest w charger, USB Outlet (1 USB A + 1 USB C) x2	9,000 kr

Add-ons

Nova C Table




Information	Article number	Image	Link to drawing	Weight	Description	Price
<p>Tables with a steel frame and a solid wood top. Recommended to be placed in the centre of the module. Can only be attached to a narrow rib.</p> <ul style="list-style-type: none"> Option to integrate wireless charging is available. Requires additional electrical wiring. See section Electrical Cables. Discounts do not apply on electrical components. A setup cost applies for customizations. 	NBX_T			3.5 kg	Nova C Table, metal frame, solid wood top	4,700 kr
	NBX_TW			3.5 kg	Nova C Wireless Table, metal frame, solid wood top, wireless charger	6,400 kr

Nova C Double Back Endpiece Cover with Charger





Information	Article number	Image	Link to drawing	Weight	Description	Price
<p>Power outlets integrated into the cover plate of the Double Endpiece.</p> <ul style="list-style-type: none"> Require additional electrical wiring. See section Electrical Cables. For AC Power Sockets, please select the country-specific outlet. Discounts do not apply on electrical components. A setup cost applies for customizations. 	NBAD_ECC_01			1.5 kg	Nova C Double Back Endpiece Cover w/ Charger, AC Power socket x2	5,000 kr
	NBAD_ECC_02			1.5 kg	Nova C Double Back Endpiece Cover w/ charger, *AC Power socket / USB Outlet (1 USB A + 1 USB C)	5,000 kr
	NBAD_ECC_03			1.5 kg	Nova C Double Back Endpiece Cover w/ charger, USB Outlet (1 USB A + 1 USB C) x2	6,100 kr

Add-ons

Nova C Double Back, Bench to Back cover




Information	Article number	Image	Link to drawing	Weight	Description	Price
<p>This cover plate is required when transitioning from a Double Bench to a Double Back.</p> <ul style="list-style-type: none"> A setup cost applies for customizations. 	NBAD_EC2			1 kg	Nova C Double B2B Cover	4,000 kr

Nova C Double Back, Bench to Back Cover with Charger





Information	Article number	Image	Link to drawing	Weight	Description	Price
<p>Power outlets integrated into the cover plate which is required when transitioning from a Double Bench to a Double Back.</p> <ul style="list-style-type: none"> These items require additional electrical wiring. See section on Electrical Cables. For AC Power Sockets, please select the country-specific outlet. Discounts do not apply on electrical components. A setup cost applies for customizations. 	NBAD_EC2C_001			1 kg	Nova C Double B2B Cover w/ Charger, AC Power socket x2	3,900 kr
	NBAD_EC2C_002			1 kg	Nova C Double B2B Cover w/ Charger, AC Power socket / USB Outlet (1 USB A + 1 USB C)	5,000 kr
	NBAD_EC2C_003			1 kg	Nova C Double B2B Cover w/ Charger, USB Outlet (1 USB A + 1 USB C) x2	6,100 kr

Add-ons

Nova C Back Rib Charger




Information	Article number	Image	Link to drawing	Weight	Description	Price
<p>Wood ribs with integrated power charger at the top of the backrest with 1 outlet.</p> <ul style="list-style-type: none"> • These items require additional electrical wiring. See section on Electrical Cables. • For AC Power Sockets, please select the country-specific outlet. • Discounts do not apply on electrical components. • A setup cost applies for customizations. 	NBA_RC_1			2 kg	Nova C Back Rib Charger, AC Power socket	3,900 kr
	NBA_RC_2			2 kg	Nova C Back Rib Charger, USB Outlet (1 USB A + 1 USB C)	6,100 kr

Nova C Accessibility Signage




Information	Article number	Image	Link to drawing	Weight	Description	Price
<p>Signage depicting the ISO international symbols for accessibility.</p> <ul style="list-style-type: none"> • Made of steel and fastened with screws to the backrest of the wooden part. • One sign included per article number. 	BA00087			0,2 kg	Accessibility Signage Older	1,400 kr
	BA00088			0,2 kg	Accessibility Signage Pregnant	1,400 kr

Add-ons

Nova C Leg Charger, AC Power socket/USB outlet



Information	Article number	Image	Link to drawing	Weight	Description	Price
<p>Power outlets housed in a steel case, attached with a set of screws to the leg of a Nova C Seating module.</p> <ul style="list-style-type: none"> • These items require additional electrical wiring. See section on Electrical Cables. • For AC Power Sockets, please select the country-specific outlet. • Discounts do not apply on electrical components. • A setup cost applies for customizations. 	A01D_1			1 kg	Nova C Leg Charger, AC Power socket x2	3,900 kr
	A01D_2			1 kg	Nova C Leg Charger, AC Power/USB (A/C)	5,000 kr
	A01D_3			1 kg	Nova C Leg Charger, USB Outlet (A/C)x2	6,100 kr


Nova C Double Back Rib Charger

Information	Article number	Image	Link to drawing	Weight	Description	Price
<p>Wood ribs with integrated power charger at the top of the backrest with 1 outlet.</p> <ul style="list-style-type: none"> • These items require additional electrical wiring. See section on Electrical Cables. • For AC Power Sockets, please select the country-specific outlet. • Discounts do not apply on electrical components. • A setup cost applies for customizations. 	NBAD_RC_1			2 kg	Nova C Double Back Rib Charger, AC Power socket	3,900 kr
	NBAD_RC_2			2 kg	Nova C Double Back Rib Charger, USB Outlet (1 USB A + 1 USB C)	6,100 kr

Privacy Screens / Room Dividers

Nova C Divider

Information	Article number	Image	Link to drawing	Weight	Description	Price
<p>Privacy screen that attaches to the Nova C back in two locations: at the top of the ribs and into the glide on the floor.</p> <ul style="list-style-type: none"> • Custom cut out patterns are possible. Clients can submit their own design or use Green design services. Ask your salesperson for specific price offer. • Made of powder-coated steel. • Colour options as seen in our Colour Guide. • A setup cost applies for customizations. 	A01E_1			8 kg	Nova C Divider Convex 45°	12,100 kr
	A01E_2			13 kg	Nova C Divider Concave 45°	18,900 kr
	A01E_3			10 kg	Nova C Divider 100 Straight	16,100 kr
	A01E_4			10 kg	Nova C Divider Elevation Straight	17,600 kr
	A01E_XX			N/A	Nova C Divider - Custom angle/radius/length/height	Upon Request
	A01E_X3			N/A	Nova C Divider - Custom cut out pattern	Upon Request



Electrical Cables

Nova C Seating				
Information	Article number	Weight	Description	Price
<p>Power cables are required for all charging stations in the Nova C Seating.</p> <ul style="list-style-type: none"> Client must specify the following info: <ol style="list-style-type: none"> Region/country of use, Electrical floorplan with indication of starter cable locations. Discounts do not apply on electrical components. A setup cost applies for customizations. Starter Cables: This is an electrical cable with AC plug on 1 end. Each starter cable can feed up to 8 charging stations. Cable Kits: Each kit includes all required cables, junctions, and clips for 1 module. For more information, see the Electrical Components manual in the file library. 	A01D_C1P	1 kg	Starter Cable for Nova C and Ascent (supplies a max of 8 power units)	1,100 kr
	A01D_C2P	1 kg	Cable Kit for Nova C Seating (pre-cut)	1,100 kr

Customization Charges

Nova C Seating			
Information	Article number	Description	Price
<p>CF1, CF2 and CF3 are applied only once per order, per customization.</p> <ul style="list-style-type: none">• Ex: An order with 10 custom blue benches and 5 custom green benches will only require 2 customization charges.• All other customization charges are applied per module, per seat or per wooden Add-on.• Discounts do not apply on Customization charges.	CF1	Setup cost per custom wood colour (colour matching available)	6,400 kr
	CF2	Setup cost per custom angle/radius/length/height	6,400 kr
	CF3	Setup cost per custom colour metal (RAL)	6,400 kr
	CF5	Pre-Treatment: Flame-retardant oil for fire protection per seat	600 kr
	CF9	Pre-Treatment: Water popped wood for deeper colour intensity per seat	600 kr
	CF11	Setup cost for floor-bolting per module	260 kr
	CF12	Setup cost for addition of non-slip glides per module	260 kr
	CF15	Pre-Treatment: Flame-retardant oil for fire protection per wooden add on	260 kr
	CF16	Pre-Treatment: Water popped wood for deeper colour intensity per wooden add on	260 kr



LEAF LAMP

Strong focal points	50
Pendants	51
Leaf Lamp Birch Trees	52
Leaf Lamp Link Trees	53
Add-ons	54
Customization Charges	54

Strong focal points

The Leaf Lamp system provides ambient lighting and acoustic solutions for a wide range of public interiors. The shade is crafted from class A-certified* sound-absorbing and flameproof felt designed to help balance acoustic levels.

With diffuse light, soft textures, and natural materials the lamps can provide focal points within large areas or form part of a placemaking strategy in public space.

*Audio Impact Analysis

PRODUCT

Leaf Lamp Tree M
Leaf Lamp Baseplate Extension M/L
Setup cost custom felt color/mix

ART. NO




LLT230
LLT01
LL_CF1


120,000 SEK
13,900 SEK
6400 SEK



Pendants







Leaf Lamp Pendant

Information	Article number	Image	Link to drawing	Weight	Description	Price
<p>Pendant with a cotton weaved rope and an electrical cable. The rope can be replaced with a steel wire for an extra charge. The foliages are made of wool felt leaves on an untreated birch structure.</p> <ul style="list-style-type: none">• Standard rope and cable are 3000 mm/118 in. but can be customized for an extra charge.• Includes cable with open end.• Colour options as seen in our Colour Guide.• A discount is applicable for clients who request to handle full assembly for the leaves (foliage). Enquire with your salesperson for extra discount if unassembled leaves.• A setup cost applies for customizations.	LLP130			7 kg	Leaf Lamp Pendant, 3m cable/rope	23,700 kr
	LLP130_XX			7 kg	Leaf Lamp Pendant, custom length rope/cable/wire	25,500 kr









Leaf Lamp Birch Trees

Leaf Lamp Tree



Information	Article number	Image	Link to drawing	Weight	Description	Price
<p>Product includes wool felt leaves, a real untreated birch trunk, a baseplate, and lighting socket(s). The foliages are made of wool felt leaves on an untreated birch structure.</p> <ul style="list-style-type: none"> • Colour options as seen in our Colour Guide. • Light bulbs are not included. • S Tree: Does not require floor bolting. Includes a 5000 mm/197 in. electrical wire which exits from the socket at the top of the tree with open end. • M & L Trees: All wiring comes together at the top of the trunk in a junction box housed inside a bird house. The electrical wire exiting the junction box is 5000 mm/197 in. for the M tree, and 7000 mm/276 in. for the L tree. This wire has an open end. <ul style="list-style-type: none"> - Requires floor-bolting. If, floor-bolting is not possible, baseplate must be bolted to a Baseplate extension. (See Add-ons) • A discount is applicable for clients who request to handle full assembly for the leaves (foliage). Enquire with your salesperson for extra discount if unassembled leaves. • It is possible to customize the height of the tree trunk – enquire with your salesperson. • A setup cost applies for customizations. 	LLT130			49 kg	Leaf Lamp Tree S, 5m cable/rope (Incl. foliage, tree trunk and baseplate)	34,200 kr
	LLT230			86 kg	Leaf Lamp Tree M, 7m cable/rope (Incl. foliage, tree trunk and baseplate)	120,000 kr
	LLT300			105 kg	Leaf Lamp Tree L, 7m cable/rope (Incl. foliage, tree trunk and baseplate)	162,700 kr

Leaf Lamp Link Trees

Leaf Lamp Link Tree

Information	Article number	Image	Link to drawing	Weight	Description	Price
<p>Product includes leaves, a steel trunk, a baseplate, and lighting socket(s). The foliages are made of wool felt leaves on an untreated birch structure.</p> <ul style="list-style-type: none"> • Colour options as seen in our Colour Guide. • Light bulbs are not included. • All electrical wiring is housed inside the steel trunk. • 1 wire exits the trunk at its base. This wire has an open end. • Standard electrical wire is 7000 mm/276 in. • Size M and L requires floor-bolting. If, floor-bolting is not possible, baseplate must be bolted to a Baseplate extension. (See Add-ons) • A discount is applicable for clients who request to handle full assembly for the leaves (foliage). Enquire with your salesperson for extra discount if unassembled leaves. • It is possible to customize the height of the tree trunk – enquire with your salesperson. • A setup cost applies for customizations. 	LLMT130			28 kg	Leaf Lamp Link Tree S, 5m cable/rope	35,200 kr
	LLMT230			60 kg	Leaf Lamp Link Tree M, 7m cable/rope	114,900 kr
	LLMT300			75 kg	Leaf Lamp Link Tree L, 7m cable/rope	157,400 kr

Add-ons

Leaf Lamp						
Information	Article number	Image	Link to drawing	Weight	Description	Price
<p>All trees come with a baseplate which must be bolted to the ground (size M and L require bolting).</p> <ul style="list-style-type: none"> If floor-bolting is not possible, baseplate must be bolted to the Baseplate Extension. The combined weight of both will serve to stabilize the tree. 	LLT01			96 kg	Leaf Lamp Baseplate Extension M/L For LLT230, LLMT230 and LLT300, LLMT300 (Only require if baseplate cannot be floor-bolted)	13,900 kr

Customization Charges

Leaf Lamp			
Information	Article number	Description	Price
<p>For LL_CF1 and LL_CF2 customization charges cover a setup fee and are applied per order.</p> <ul style="list-style-type: none"> All other customization charges are applied per customization. Discounts do not apply on Customization charges. 	LL_CF1	Setup cost custom felt colour/mix	6,400 kr
	LL_CF2	Setup cost custom length rope/cord	4,100 kr
	CF3	Setup cost per custom colour metal (RAL)	6,400 kr
	LL_CF4	Setup cost per custom tree trunk height	6,400 kr



SEAMLESS SERIES

A great place to meet	56
Popular Configurations	57
Seamless Bar Seater	58
Add-ons	59
Customization Charges	60

A great place to meet

Meet, eat, drink or work on the fly. The new modular Seamless Bar Seater completes our Seamless Table, making it even more dynamic.

In addition to standing, you can sit on your own seat, share a seat, or simply choose to use the seat as something to lean against. Add-ons as hooks and chargers, make this a truly multi-purpose space – perfect for both food and beverages as well as work settings.

PRODUCT

Seamless Bar Seater Straight w Tree, 10 places
White wool. Standard metal and Rubio wood color



















ART. NO

BA00111 269,800 SEK





















Popular Configurations

Leaf Lamp Link Tree with Seamless Table









Information	Article number	Image	Link to drawing	Weight	Description	Price
<p>Configurations made up of a M or L Leaf Lamp Link Tree Foundation combined with Seamless Table modules.</p> <ul style="list-style-type: none"> • These items include a baseplate that must be bolted to the ground. If floor-bolting is not possible, the Baseplate Extension is required. See Add-ons for details. • The foliage are made of wool felt leaves on an untreated birch structure. • Colour options as seen in our Leaf Lamp Colour Guide and Seamless Series Colour Guide. • By choice of custom wood colour for the table top a setup cost applies. • By choice of custom felt colour for the leaves a setup cost applies. • Light bulbs are not included. • A discount is applicable for clients who request to handle full assembly for the leaves (foliage). Enquire with your salesperson for extra discount if unassembled leaves. • It is possible to customize the height of the tree trunk – enquire with your salesperson. • A setup cost applies for customizations. 	BA00116			156 kg	Seamless Table Bow w Tree, no Power, 11 places	186,400 kr
	BA00117			58 kg	Seamless Table Round, no Power, 4 places	50,100 kr
	BA00118			88 kg	Seamless Table Round w Tree, no Power, 4 places	136,700 kr
	BA00119			130 kg	Seamless Table Straight, no Power, 12 places	99,800 kr
	BA00120			190 kg	Seamless Table Straight w Tree, no Power, 12 places	186,400 kr
	BA00121			239 kg	Seamless Table Tilde w Tree, no Power, 18 places	278,600 kr
	BA00122			224 kg	Seamless Table Wave w Tree, no Power, 18 places	236,100 kr
	BA00123			322 kg	Seamless Table Wiggly, no Power, 25 places	372,400 kr
	BA00124			126 kg	Seamless Table Bow, no Power, 11 places	99,800 kr

Popular Configurations

Seamless Bar Seater





Information	Article number	Image	Link to drawing	Weight	Description	Price
<p>Configurations made up of M or L Leaf Lamp Link Tree, Seamless Table and Seamless Bar Seater modules</p> <ul style="list-style-type: none"> The items with Leaf Lamp Trees includes baseplate that must be bolted to the ground. If floor-bolting is not possible, the Baseplate Extension is required. See Add-ons for details. One Seamless Bar Seater multi seat can be exchanged to two single seats if preferred. The Seamless Bar Seater needs no bolting to floor if configured as in the example configurations (Leaf Lamp Trees still need to be bolted if baseplate extension is not added). The foliage are made of wool felt leaves. Colour options as seen in our Colour Guide. By choice of custom wood colour for the table tops and bar seats a setup cost applies. By choice of custom felt colour for the leaves a setup cost applies. Light bulbs are not included in the items with Leaf Lamp Trees. A discount is applicable for clients who request to handle full assembly for the leaves (foliage). Enquire with your salesperson for extra discount if unassembled leaves. All metal parts come with a fine texture powder coating as a standard. A setup cost applies for customizations. 	BA00107			241 kg	Seamless Bar Seater Bow w Tree, 10 places 5 seats and 5 standing	232,400 kr
	BA00108			266 kg	Seamless Bar Seater Bow, 9 places 9 seats	178,100 kr
	BA00109			151 kg	Seamless Bar Seater Round w Tree, 4 places 4 seats	173,300 kr
	BA00110			121 kg	Seamless Bar Seater Round, 4 places 4 seats	86,700 kr
	BA00111			343 kg	Seamless Bar Seater Straight w Tree, 10 places 10 seats	269,800 kr
	BA00112			283 kg	Seamless Bar Seater Straight, 10 places 10 seats	183,200 kr
	BA00113			456 kg	Seamless Bar Seater Tilde w Tree, 14 places 14 seats	398,600 kr
	BA00114			341 kg	Seamless Bar Seater Wave w Tree, 16 places 7 seats and 9 standing	299,900 kr
	BA00115			478 kg	Seamless Bar Seater Wiggly w Trees, 22 places 12 seats and 10 standing	482,200 kr

Add-ons

Leaf Lamp Link Tree Seamless Table Power Charger						
Information	Article number	Image	Link to drawing	Weight	Description	Price
<ul style="list-style-type: none">Power chargers screwed in place under the Seamless Table Modules attached to the Leaf Lamp Link Tree.Each charging station houses 2 power plugs, which can be a combination of AC and USB.All power outlets and cables are rated for use in the country of purchase.Client must specify the following info:<ol style="list-style-type: none">Region/country of use,Electrical source floorplan.Discounts do not apply on electrical components.A setup cost applies for customizations.	BA00099_1			1 kg	Chargers for Leaf Lamp Link Tree w table (AC + AC) x2	7,600 kr
	BA00099_2			1 kg	Chargers for Leaf Lamp Link Tree w table (AC + USB) x2	9,700 kr
	BA00099_3			1 kg	Chargers for Leaf Lamp Link Tree w table (USB + USB) x2	11,800 kr
	BA00100_01			1 kg	Chargers for Seamless Table (AC + AC) x2	7,600 kr
	BA00100_01			1 kg	Chargers for Seamless Table (AC + USB) x2	9,700 kr
	BA00100_01			1 kg	Chargers for Seamless Table (USB + USB) x2	11,800 kr
						

Add-ons

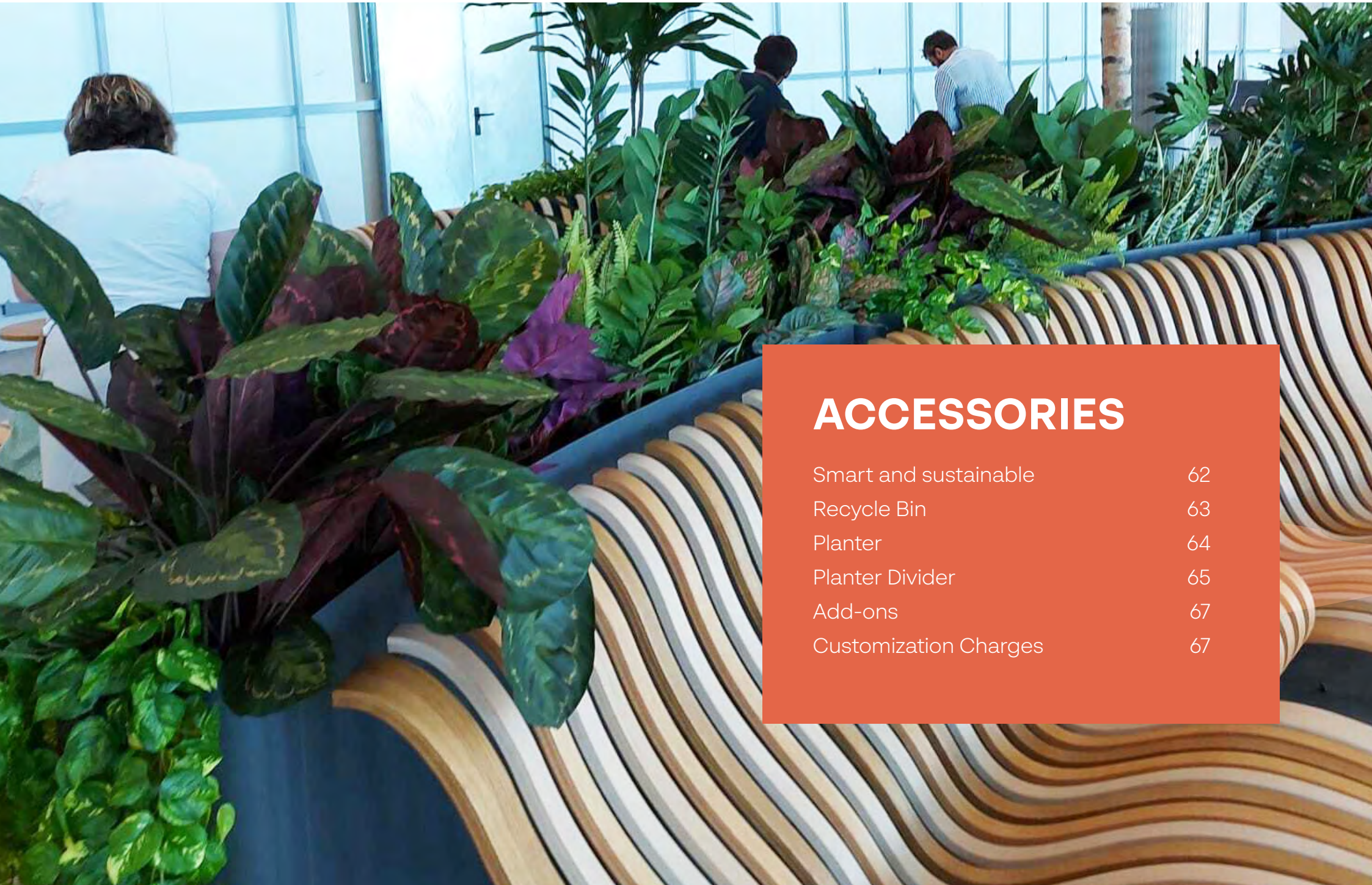
Seamless Series

Information	Article number	Image	Link to drawing	Weight	Description	Price
<p>All trees come with a baseplate which must be bolted to the ground (size M and L require bolting).</p> <ul style="list-style-type: none"> If floor-bolting is not possible, baseplate must be bolted to the Baseplate Extension. The combined weight of both will serve to stabilize the tree. 	LLT01			96 kg	Leaf Lamp Baseplate Extension M/L For LLT230, LLMT230 and LLT300, LLMT300 (Only require if baseplate cannot be floor-bolted)	13,900 kr
	BA00125			0,1 kg	Seamless Table Hanger	200 kr

Customization Charges

Seamless Series

Information	Article number	Description	Price
<p>For LL_CF1 and LL_CF2 customization charges cover a setup fee and are applied per order.</p> <ul style="list-style-type: none"> All other customization charges are applied per customization. Discounts do not apply on Customization charges. 	LL_CF1	Setup cost custom felt colour/mix	6,400 kr
	LL_CF2	Setup cost custom length rope/cord	4,100 kr
	CF1	Setup cost per custom wood colour (colour matching available)	6,400 kr
	CF3	Setup cost per custom colour metal (RAL)	6,400 kr
	LL_CF4	Setup cost per custom tree trunk height	6,400 kr
	LL_CF5	Setup cost seamless table per custom angle/length	6,400 kr



ACCESSORIES

Smart and sustainable	62
Recycle Bin	63
Planter	64
Planter Divider	65
Add-ons	67
Customization Charges	67

Smart and sustainable

Our accessories series of dividers, planters and recycle bins are designed to fit our seating series Ascent and Nova C. They also work very well as stand-alone products. The accessories are kept as simple as possible with few materials and substances.

The products need minimum maintenance, and at the end of their life, the products can be easily recycled. None needs to be disassembled.

PRODUCT

Nova C Bench 45°
Planter Square

ART. NO




















NBE2_45
A01B_5

20,300 SEK
12,200 SEK














Recycle Bin

Accessories – Recycle Bin, with inner container

Information	Article number	Image	Link to drawing	Weight	Description	Price
<p>Very heavy-duty bins with weighted bottoms intended for high-traffic locations.</p> <ul style="list-style-type: none"> Made of powder-coated steel. Container walls made of 2 mm thick steel. Stays in place. Easily removable inner container to hold a bag. Easy to empty. The bins can stand alone or can be connected in groups with a simple screw. Bin Capacity: 80 L. Standard finish options: <ul style="list-style-type: none"> Entire product in one colour, Lid and bin in different colours. Custom patterns or logos can be cut out in the lid or the walls of the bin. Available in standard colours: <ul style="list-style-type: none"> Matte black (RAL 9005), Matte white (RAL 9010), Graphite grey (RAL 7024). If a custom colour is desired, we refer to the RAL colour chart. A Customization charge applies. A setup cost applies for customizations. 	A01A_1			126 kg	Recycle Bin Set of 3 (glass, paper, waste)	42,700 kr
	A01A_2			42 kg	Recycle Bin 'Glass' cut out on lid	14,600 kr
	A01A_3			42 kg	Recycle Bin 'Paper' cut out on lid	14,600 kr
	A01A_5			42 kg	Recycle Bin with lid in custom cut out	14,600 kr
	A01A_6			42 kg	Recycle Bin 'Waste' cut out on lid	14,600 kr
	A01A_7			42 kg	Recycle Bin 'Compost' cut out on lid	14,600 kr
	A01A_8			42 kg	Recycle Bin 'Metal' cut out on lid	14,600 kr
	A01A_9			42 kg	Recycle Bin 'Plastic' cut out on lid	14,600 kr
	A01A_10			42 kg	Recycle Bin 'Recycle' cut out on lid	14,600 kr





















Planter

Accessories						
Information	Article number	Image	Link to drawing	Weight	Description	Price
<p>Water-tight Planters made of powder-coated steel.</p> <ul style="list-style-type: none"> Planter walls are made of 2 mm thick steel. Available in standard colours: <ul style="list-style-type: none"> Matte black (RAL 9005), Matte white (RAL 9010), Graphite grey (RAL 7024). If a custom colour is desired, we refer to the RAL colour chart. A Customization charge applies. Sold without a liner. When planting, do not use metal gardening equipment as this may damage the protecting layer of paint which could cause corrosion over the years. A setup cost applies for customizations. 	A01B_5			25 kg	Planter Square, 159 L / 42 gal	12,200 kr
	A01B_6			36 kg	Planter Straight, 292 L / 77 gal	13,100 kr
	A01B_7			43 kg	Planter Curved 45°, 288 L / 76 gal	14,300 kr
	A01B_8			16 kg	Planter Slice, 80 L / 21 gal	12,400 kr
	A01B_7X			N/A	Planter Custom angle/radius/length/height	Upon Request



Planter Divider














Accessories

Information	Article number	Image	Link to drawing	Weight	Description	Price
<p>Water-tight Planters that fit behind Nova C Back or as a free-standing room divider.</p> <ul style="list-style-type: none"> Planters are sold without a liner. Made of powder-coated steel. Planter Divider walls are made of 2 mm thick steel. Available in standard colours: <ul style="list-style-type: none"> Matte black (RAL 9005), Matte white (RAL 9010), Graphite grey (RAL 7024). If a custom colour is desired, we refer to the RAL colour chart. A Customization charge applies. A01B_1 (Planter Divider Convex 45°) has a 90° curvature. It can be used by itself or combined with two Nova C Back Convex 45° modules. A01B_3 Planter Divider Straight comes with fasteners to bolt the planter divider to the floor for stabilisation. When planting, do not use metal gardening equipment as this may damage the protecting layer of paint which could cause corrosion over the years. A setup cost applies for customizations. 	A01B_1			49 kg	Planter Divider Convex 45°, 155 L / 41 gal	15,900 kr
	A01B_2			56 kg	Planter Divider Concave 45°, 292 L / 77 gal	16,000 kr
	A01B_3			39 kg	Planter Divider Straight, 220 L / 58 gal	13,500 kr
	A01B_20			46 kg	Planter Divider Wide Straight, 420 L / 111 gal	13,900 kr
	A01B_XX			N/A	Planter Divider Custom angle/radius/length/height	Upon Request
	A01B_10			32 kg	Planter Divider Corner, 200 L / 53 gal	14,100 kr
	A01B_11			40 kg	Planter Divider Droplet, 260 L / 69 gal	17,900 kr
	A01B_12			29 kg	Planter Divider Donut, 183 L / 48 gal	14,800 kr
	A01B_19			29 kg	Planter Divider Half Donut, 91 L / 24 gal	13,200 kr
	A01B_13			46 kg	Planter Divider Crossroads 4 Small, 413 L / 109 gal	19,500 kr

cont.

Planter Divider

cont. Accessories

Information	Article number	Image	Link to drawing	Weight	Description	Price
	A01B_14			22 kg	Planter Divider Crossroads 3 Small, 65 L / 17 gal	12,500 kr
	A01B_21			56 kg	Planter Divider Crossroads 3 Large, 511 L / 135 gal	18,300 kr
	A01B_15			155 kg	Planter Divider Circle, 2470 L / 653 gal	46,200 kr
	A01B_16			51 kg	Planter Divider Eye, 331 L / 88 gal	19,300 kr
	A01B_17			43 kg	Planter Divider Half Eye, 165 L / 44 gal	18,400 kr
	A01B_18			42 kg	Planter Divider T-Connection, 200 L / 53 gal	19,500 kr

Add-ons

Accessories – Floor bolting

Information	Article number	Weight	Description	Price
<p>Fasteners to bolt the planter divider to the floor for stabilisation.</p> <ul style="list-style-type: none"> Included in A01B_3 Planter Divider Straight. 2 fasteners per part number. 	SP085	0,2 kg	L_Bracket Planter Divider	1,400 kr

Customization Charges

Accessories

Information	Article number	Description	Price
<ul style="list-style-type: none"> All customization charges cover a setup fee and are applied only once per order, per customization. Ex: An order with 10 custom blue planters and 5 custom green planters will require 2 customization charges. Discounts do not apply on Customization charges. 	CF2	Setup cost per custom angle/radius/length/height	6,400 kr
	CF3	Setup cost per custom colour metal (RAL)	6,400 kr
	CF4	Custom Laser-Cut Design	6,400 kr



SPARE PARTS & MAINTENANCE

Repair and maintain	69
Maintenance Products	70
Spare Parts Nova C Seating	71
Spare Parts Ascent Seating	74
Spare Parts Leaf Lamp & Seamless Table Seating	77
Customization Charges	78

Repair and maintain

The possibility to repair a scratch or easily replace parts that may have been damaged are essential aspects of product longevity. Scratches can be touched up by local treatment with Rubio Monocoat Oil Plus 2C.

If you need to change any of your wood slats, it's easy to do. With consistent maintenance, our furniture can be kept like new over time and prolonging the furniture's lifespan.



Maintenance Products

Spare Parts & Maintenance			
Information	Article number	Description	Price
<ul style="list-style-type: none">• Maintenance Kit Standard includes up to 2 bottles of 100 ml standard Hard wax oil of your choice, 75 ml soap and 1 piece of woven cloth.• Maintenance Kit Custom Colour/Mix includes up to 4 bottles of 100 ml customer specific Hard wax oil of your choice, 75 ml soap and 1 piece of woven cloth.• Discounts do not apply on Maintenance Products.	MAINT_S	Maintenance Kit 1 Standard	1,400 kr
	MAINT_C	Maintenance Kit Custom Colour/Mix	3,600 kr

Spare Parts Nova C Seating

Spare Parts & Maintenance

Information	Article number	Description	Price
<p>Spare parts can be ordered individually upon request or ask sales for support to put together a Spare Part Kit according to your needs.</p> <ul style="list-style-type: none"> • Required screws are included for spare parts. • To avoid additional setup charges, it is advised to purchase attic stock at the same time as the original Purchase Order. • Discounts do not apply on Spare Parts. • A setup cost applies for customizations. 	MAINT_SOAP	Rubio Monocoat Universal Soap 1 litre	500 kr
	NBA_R01	Nova C Double - Back spare rib 37 mm (5 units)	2,000 kr
	NBA_R02	Nova C Double - Back spare rib 80 mm (2 units)	1,500 kr
	NBAD_R01	Nova C Double - Back spare rib 37 mm (5 units)	2,000 kr
	NBAD_R02	Nova C Double - Back spare rib 80 mm (2 units)	1,500 kr
	NBAD_R02A	Nova C Double - Back spare rib 80 mm for Charger (2 units)	4,000 kr
	NBA_R04	Nova C Back 37 mm spare half rib seat (5 units)	1,400 kr
	NBA_R05	Nova C Back 37 mm spare half rib back (5 units)	1,400 kr
	NBE_R01	Nova C Bench spare rib 37 mm (5 units)	2,000 kr
	NBE_R02	Nova C Bench spare rib 80 mm (2 units)	1,500 kr
	NBE_R03	Nova C Bench spare rib 160 mm (2 units)	1,700 kr
	NBE_R04	Nova C Bench spare rib 37 mm half seat (5 units)	1,500 kr
	NBED_R01	Nova C Double bench spare rib 37 mm (5 units)	3,000 kr
	NBED_R02	Nova C Double bench spare rib 80 mm (2 units)	2,300 kr

cont.

Spare Parts Nova C Seating

cont. Spare Parts & Maintenance

Information	Article number	Description	Price
	NBED_R04	Nova C Double Bench spare rib 37 mm half rib seat (2 units)	1,400 kr
	NBED_R06	Nova C Double Bench spare rib 37 mm endpiece (2 units)	1,400 kr
	NBK_R03	Nova C Bench Kids spare rib 160 mm (2 units)	2,000 kr
	NBX_TT	Nova C Spare Table Top (1 unit)	1,500 kr
	NBX_TTW	Nova C Spare Wireless Table Top (1 unit)	1,700 kr
	NPE_R01	Nova C Perch spare rib 37 mm (5 units)	1,500 kr
	NPE_R02	Nova C Perch spare rib 80 mm (2 units)	3,000 kr
	NRE_R01	Nova C Lounge Slender spare rib (5 units)	2,300 kr
	NRE_R02	Nova C Lounge Wide spare rib (2 units)	2,800 kr
	NRE_R05	Nova C Lounge Half Rib Back (2 units)	400 kr
	A01D_TIU	Charger TYF insert USB (2 units)	2,800 kr
	A01D_RT	Charger Removal Tool OE Art.nr: 4360445 (1 unit)	400 kr
	EC081	PIP Charger Bezel (5 units)	300 kr
	NBA_AT	Nova C Back Spare Food & Beverage Wood Top (1 unit)	1,200 kr

cont.

Spare Parts Nova C Seating

cont. Spare Parts & Maintenance

Information	Article number	Description	Price
	SP006	Draw bolt catch hook spare (10 units)	700 kr
	SP010_1	Metal Plate (10 units)	700 kr
	SP011_1	Bolt 35mm M6 T30 (10 units)	100 kr
	SP012_1	Lock-nut M6 (10 units)	100 kr
	SP001_1	Roundhead wooden screw 5x20 (torx) (20 units)	200 kr
	SP002_1	Roundhead wooden screw 5x25 (torx) (10 units)	100 kr
	SP004	Nova C Single Glides (10 units)	100 kr
	SP019	Seat Fixing Connection Plate	500 kr
	BA00037	Eccentric lock clip kit (10 units)	600 kr

Spare Parts Ascent Seating

Spare Parts & Maintenance

Information	Article number	Description	Price
<p>Spare parts can be ordered individually upon request or ask sales for support to put together a Spare Part Kit according to your needs.</p> <ul style="list-style-type: none"> • Required screws are included for spare parts. • To avoid additional setup charges, it is advised to purchase Attic Stock at the same time as the original Purchase Order. • Discounts do not apply on Spare Parts. • A setup cost applies for customizations. 	BA00030	Ascent_Armrest1_Wood_Sparepart (2 units)	2,200 kr
	BA00031	Ascent_Table_Wood_Sparepart (2 units)	2,600 kr
	BA00032	Stadium_Butterfly_Insert_Sparepart_2pack	300 kr
	BA00033	Stadium_Endpiece_Cap_Sparepart (5 units)	1,200 kr
	BA00034	Stadium_Seat_Bracket_Clip_ Sparepart_4pack	300 kr
	BA00035	Stadium_Addon_Bracket_Clip_Sparepart	300 kr
	BA00036	Stadium_Wooden_Slat_Screw_Kit (2 units x 8 screws)	300 kr
	BP00069	Stadium_S2D_Block	300 kr
	A01D_TIU	Charger TYF insert USB (2 units)	2,800 kr
	A01D_RT	Charger Removal Tool OE Art.nr: 4360445 (1 units)	400 kr
	SP109	Glide 18x8x3.5mm Black (10 units)	300 kr
	BP00017	Slat_Ascent_Back_D_Straight	3,700 kr
	BP00018	Slat_Ascent_Back_D_10deg	3,700 kr
	BP00019	Slat_Ascent_Back_S_Straight	2,100 kr

cont.

Spare Parts Ascent Seating

cont. Spare Parts & Maintenance

Information	Article number	Description	Price
	BP00020	Slat_Ascent_Back_S_ConC_10deg	2,100 kr
	BP00021	Slat_Ascent_Back_S_ConV_10deg	2,900 kr
	BP00022	Slat_Ascent_Bench_D_Straight	2,900 kr
	BP00023	Slat_Ascent_Bench_D_10deg	2,900 kr
	BP00024	Slat_Ascent_Rise1_D_Straight	5,200 kr
	BP00025	Slat_Ascent_Rise1_D_L_10deg	5,200 kr
	BP00026	Slat_Ascent_Rise1_D_R_10deg	5,200 kr
	BP00027	Slat_Ascent_Rise2_D_Straight	5,200 kr
	BP00028	Slat_Ascent_Rise2_D_L_10deg	5,200 kr
	BP00029	Slat_Ascent_Rise2_D_R_10deg	5,200 kr
	BP00030	Slat_Ascent_Rise3_D_Straight	5,200 kr
	BP00031	Slat_Ascent_Rise3_D_L_10deg	5,200 kr
	BP00032	Slat_Ascent_Rise3_D_R_10deg	5,200 kr
	BP00033	Slat_Ascent_Rise4_D_Straight	5,200 kr

cont.

Spare Parts Ascent Seating

cont. Spare Parts & Maintenance

Information	Article number	Description	Price
	BP00034	Slat_Ascent_Rise4_D_L_10deg	5,200 kr
	BP00035	Slat_Ascent_Rise4_D_R_10deg	5,200 kr
	BP00036	Slat_Ascent_Rise5_D_Straight	5,200 kr
	BP00037	Slat_Ascent_Rise5_D_L_10deg	5,200 kr
	BP00038	Slat_Ascent_Rise5_D_R_10deg	5,200 kr
	BP00039	Slat_Ascent_Rise6_D_Straight	5,200 kr
	BP00040	Slat_Ascent_Rise6_D_L_10deg	5,200 kr
	BP00041	Slat_Ascent_Rise6_D_R_10deg	5,200 kr
	BP00054	Slat_Ascent_Bench_D_End	2,900 kr

Spare Parts Leaf Lamp & Seamless Series

Spare Parts & Maintenance

Information	Article number	Description	Price
<p>Spare parts can be ordered individually upon request or ask sales for support to put together a Spare Part Kit according to your needs.</p> <ul style="list-style-type: none"> • A setup cost applies for customizations. • Discounts do not apply on Spare Parts. 	LL0021	Wool Leaves and Wooden Dowel Stopper (10 units)	1,200 kr
	LL0001	LL Dowel 8 mm (10 units)	200 kr
	LL0002	LL Dowel 15 mm (5 units)	500 kr
	LL0003	LL Dowel 25 mm (5 units)	500 kr
	LL_P40A	Leaf Lamp Pole 40 A (pendant, 1 unit)	2,900 kr
	LL_P40B	Leaf Lamp Pole 40 B (LLT130, 1 unit)	2,900 kr
	LL_P40C	Leaf Lamp Pole 40 C (Top LLT230 and LLT300, 1 unit)	2,900 kr
	LL_P40D	Leaf Lamp Pole M 40 D (Pole LLT230, 1 unit)	2,900 kr
	LL_P40E	Leaf Lamp Pole 40 E (Pole LLT300, 1 unit)	2,900 kr
	LLMT_P40A	LLMT Pole L 40A (LLMT230 and LLMT300, 1 unit)	2,900 kr
	LLMT_P40B	LLMT Pole M 40B (LLMT230, 1 unit)	2,900 kr
	LLMT_P40C	LLMT Pole S 40C (LLMT130, 1 unit)	2,900 kr

Customization Charges

Spare Parts & Maintenance

Information	Article number	Description	Price
<ul style="list-style-type: none"> CF1, CF2 and CF3 are applied only once per order, per customization. All other customization charges are applied per module, per seat or per wooden Add-on. Discounts do not apply on customization charges. 	CF1	Setup cost per custom wood colour (colour matching available)	6,400 kr
	CF2	Setup cost per custom angle/radius/length/height	6,400 kr
	CF3	Setup cost per custom colour metal (RAL)	6,400 kr
	CF5	Pre-Treatment: Flame-retardant oil for fire protection per seat	600 kr
	CF9	Pre-Treatment: Water popped wood for deeper colour intensity per seat	600 kr
	CF11	Setup cost for floor-bolting per module	300 kr
	CF12	Setup cost for addition of non-slip glides per module	300 kr
	CF15	Pre-Treatment: Flame-retardant oil for fire protection per wooden add on	300 kr
	CF16	Pre-Treatment: Water popped wood for deeper colour intensity per wooden add on	300 kr

The choice is yours

Legs and metal strips are made from steel, and wooden ribs are made from bent plywood with oak surface veneer. The metal parts are powder coated and the colours has zero chemicals on the SIN-list. We can provide almost any RAL colour for the metal parts.

All wooden parts are treated with an organic hard wax oil with 0% VOC and zero chemicals on the SIN-list. The hard wax oil is available in a wide range of colours. We provide 12 colours in our standard range but we can also provide a variation of custom colours.

[ASCENT COLOUR GUIDE](#)[NOVA C COLOUR GUIDE](#)[LEAF LAMP COLOUR GUIDE](#)[SEAMLESS TABLE COLOUR GUIDE](#)

[INDEX](#)

[ASCENT](#)

[NOVA C](#)

[LEAF LAMP](#)

[SEAMLESS SERIES](#)

[ACCESSORIES](#)

[SPARE PARTS & MAINTENANCE](#)

[FINISHES & MATERIALS](#)



**GREEN
FURNITURE
CONCEPT**